



# MODBOX™

## diy bucket loader




1



2




3




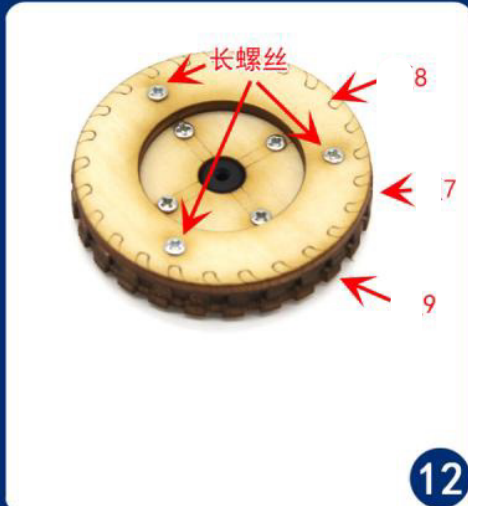

4



5



6









19



20



21



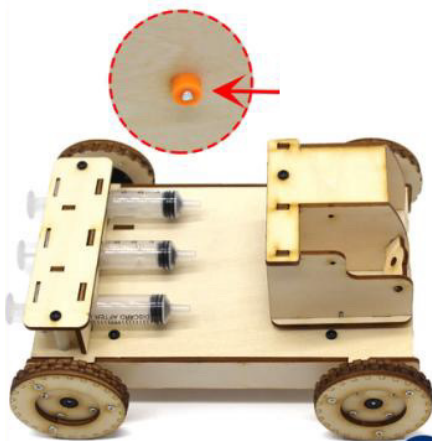
22



23



24



25




26



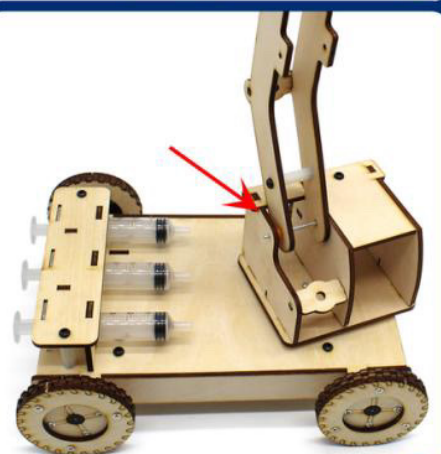
27




28



29



30




31



32



33



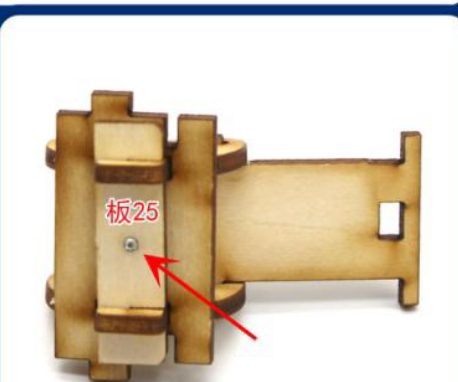
34



35



36



37



38



39




40



41







42



43



44




45



46



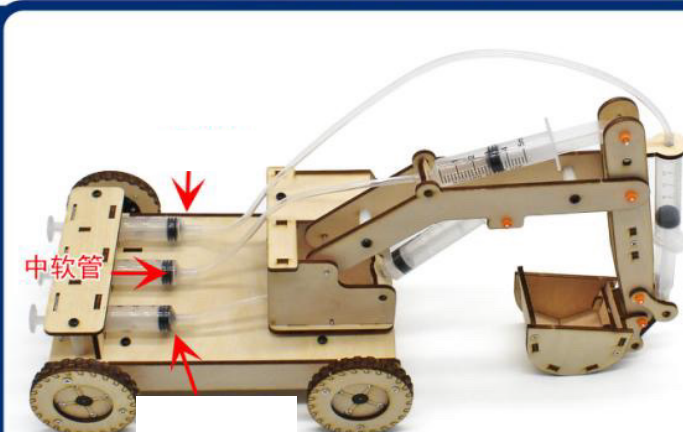
47



48



49



50

At this point, you need to add water to the tubes. Hold the vehicle at an angle so you can add water all the way down the tube with NO AIR inside.



51

Like in this photo - there is no air inside the tubes, only water. This is important.



52

After you fill the tube with water, add back in the plunger.



53

